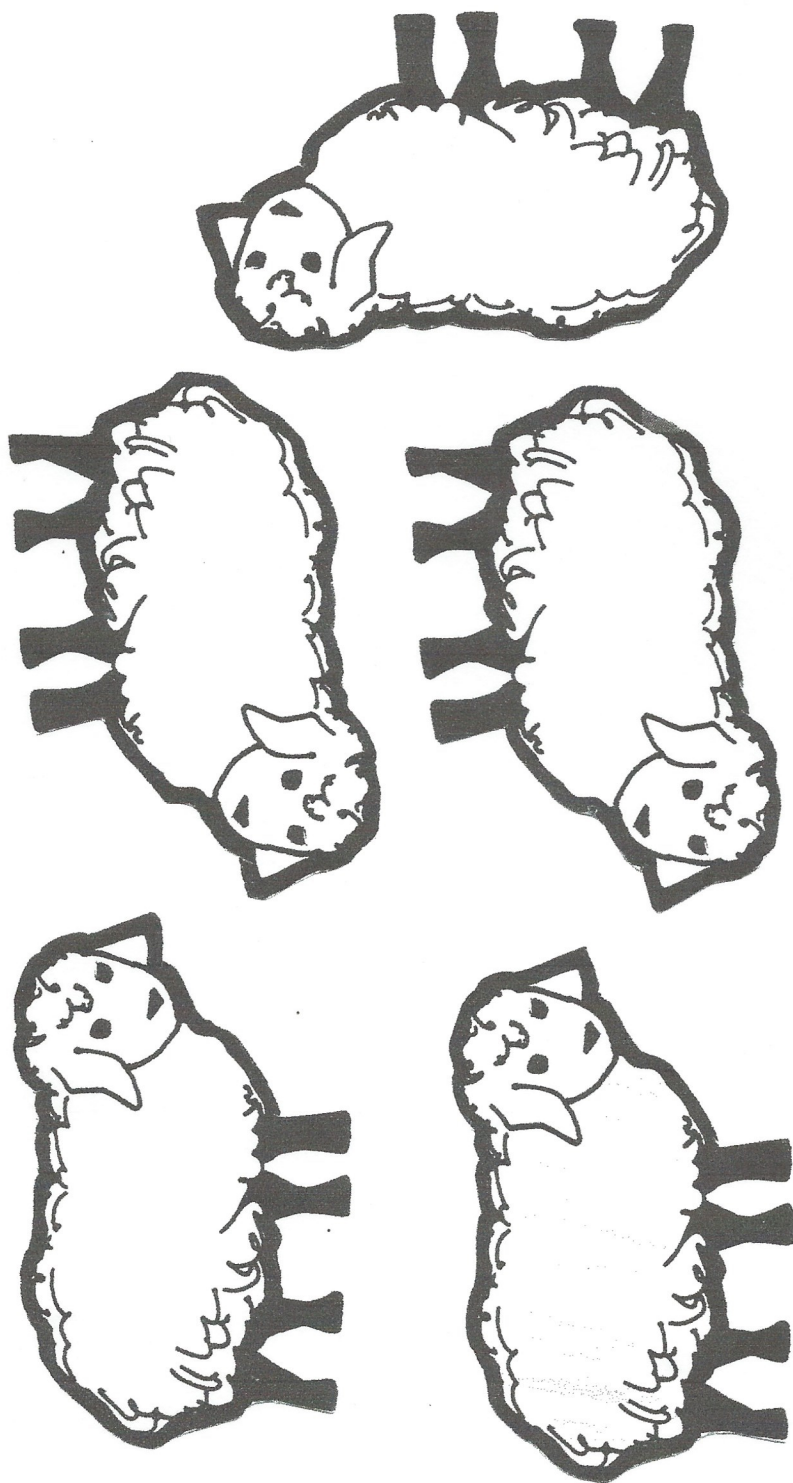






CREATE YOUR OWN STORY SUPPLIES

You can make your own stories at home to use during response time or during the week! Just follow these instructions:

1. Watch the video on RezKids Sunday Online to see how the story is told.
2. Print out the story template for this week.
3. Color and cut out the patterns on the template.
4. Tape the patterns to items that you have at home. You could attach them to some stacked Legos or even a can or jar to make them stand up.
5. Be creative in re-creating elements of the story. A towel or tablecloth can become an underlay for the story. A ribbon can become a road. You can build a city with Legos. Use your imagination!


NOTE: This week we are including a cut-out that you can use for the “Colors of the Year” song. We’ve also included our classroom prayer card for the Festen family.





Brad & Maria Festen

Wycliffe



WORK FOCUS: PRAYER REQUESTS:

Brad and Maria are currently stateside, but remain connected to the Bible translation work into Mpyemo in Central African Republic.

- The Mpyemo Bible translation project that continues in CAR